

Type **THP40**


WEH[®] Pressure hose

for connection of technical gas plants with WEH[®] Connectors



General

DESCRIPTION



Features

- Version for oxygen and inert gases such as nitrogen, argon, CO₂, air, etc.
- Made of Kevlar® reinforced PTFE
- Bend protection (spiral) on both ends of the hose
- Steel wire rope to secure in case of unintentional loosening of hose connections

When filling gas cylinders with WEH® Connectors such as TW42, TW52, TW54, TW57, TW101, TW102 and TW152, the medium is often supplied to the connectors via hoses instead of pipes.

WEH® THP40 Hoses are made of Kevlar® reinforced PTFE and have a very high thermal degradation threshold and auto-ignition temperature due to their smooth bore finish. So even when the flow is at high pressure, there is only a low temperature rise. They are also resistant to a wide range of chemicals and solvents.

In addition, the pressure hoses offer excellent flexibility and bending tolerance, allowing the WEH® Connector used to be quickly and easily connected to the gas cylinder. Vibrations are absorbed, which reduces noise and protects mounting points such as fittings.

The pressure hoses can be used for various demanding applications.

With the THP40 pressure hoses, WEH offers a complete product range: from the quick connector for connection to the gas cylinder to the hose for installation on the gas filling plant.

Application

Pressure hose for connection of technical gas plants, such as gas filling plants, with WEH® Connectors.

TECHNICAL DATA

Characteristics	Basic version
Nominal bore (DN) pressure hose	6.35 mm (THP40-S1 / THP40-S3) 10.3 mm (THP40-S2 / THP40-S4)
Max. allowable operating pressure PS	420 bar
Temperature range	-30 °C up to +80 °C
Medium	Oxygen (THP40-S1 / THP40-S2) Inert gases as for example nitrogen, argon, CO ₂ , air etc. (THP40-S3 / THP40-S4)
Material	Hose: Kevlar® reinforced PTFE Fittings: brass
Sealing material	Acc. to gas type
Minimum bend radius	90 mm
Design	Complete with fittings, bend protection (spiral) at the press-fittings and steel wire rope to secure in case of unintentional loosening. Pressure hoses for oxygen are additionally equipped with a heat sink.
Conformity / Tests / Approvals	ISO 14113:2013

Other designs on request

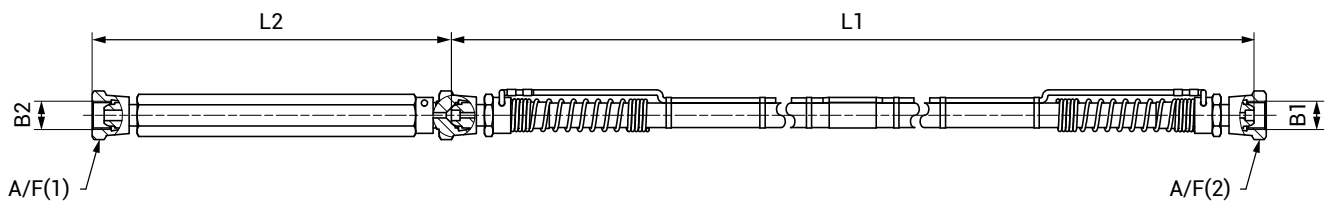
Overview / Ordering

OVERVIEW PRODUCT SERIES

Product series	Medium		Nominal bore (DN)		Heat sink
	Oxygen	Inert gases	6.35 mm	10.3 mm	
THP40-S1	X		X		X
THP40-S2	X			X	X
THP40-S3		X	X		
THP40-S4		X		X	

ORDERING | WEH® THP40 - S1 Pressure hose

approx. dimensions (mm)



Part no.	Description	DN (mm)	Pressure (PS)	B1 (female thread)	B2 (female thread)	L1	L2	A/F(1) / A/F(2)
C1-176385	THP40 - S1	6.35	420 bar	M16x1.5	M16x1.5	1000	200	24
C1-176387	THP40 - S1	6.35	420 bar	M16x1.5	M16x1.5	1500	200	24
C1-176388	THP40 - S1	6.35	420 bar	M16x1.5	M16x1.5	2000	200	24
C1-176389	THP40 - S1	6.35	420 bar	NPT 1/4"	NPT 1/4"	1000	200	24
C1-176390	THP40 - S1	6.35	420 bar	NPT 1/4"	NPT 1/4"	1500	200	24
C1-176391	THP40 - S1	6.35	420 bar	NPT 1/4"	NPT 1/4"	2000	200	24

Other connection types and hose lengths on request.

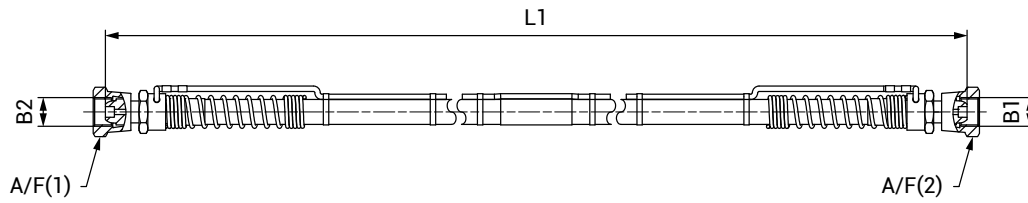
On request the pressure hose for oxygen is also available with a nominal bore (DN) of 10.3 mm

➔ THP40-S2

Ordering

ORDERING | WEH® THP40 - S3 Pressure hose

approx. dimensions (mm)



Part no.	Description	DN (mm)	Pressure (PS)	B1 (female thread)	B2 (female thread)	L1	A/F(1) / A/F(2)
C1-176398	THP40 - S3	6.35	420 bar	M16x1.5	M16x1.5	1000	24
C1-176400	THP40 - S3	6.35	420 bar	M16x1.5	M16x1.5	1500	24
C1-176401	THP40 - S3	6.35	420 bar	M16x1.5	M16x1.5	2000	24
C1-176402	THP40 - S3	6.35	420 bar	NPT 1/4"	NPT 1/4"	1000	24
C1-176403	THP40 - S3	6.35	420 bar	NPT 1/4"	NPT 1/4"	1500	24
C1-176404	THP40 - S3	6.35	420 bar	NPT 1/4"	NPT 1/4"	2000	24

Other connection types and hose lengths on request.

On request the pressure hose for inert gases is also available with a nominal bore (DN) of 10.3 mm

➔ THP40-S4

Required information for ordering see page 7, catalog no. 20.

Technical explanations

TECHNICAL EXPLANATIONS

Abbreviations/Definitions

For explanation of abbreviations and definitions of terms see applicable Technical Appendix of the corresponding catalog or www.weh.com

Illustrations

The illustrations and/or images used in these data sheet are particularly provided for illustrative purposes only and may differ in some details from the actual product. For binding information, please refer to your individual orders.

Safe product selection

Our WEH® Products are designed to be operated by qualified professional users (insofar as WEH® Products are also designed to be operated by other users in individual cases, this is explicitly stated in the corresponding operating instructions). Please note that WEH does not know your system and therefore - also due to the large number of different potential applications of WEH® Products - cannot perform tests on all potential types of application. You alone are responsible for the selection, configuration and suitability of WEH® Products, especially according to the requirements of your system. Before purchasing WEH® Products, please particularly ensure that our products are compatible with your intended use, your performance data, your material and fluids, your system concept and your system limits according to our product specifications. Please also consider your technical and legal requirements for operation, handling and maintenance. The quality and safety of WEH® Products is our highest priority. For this reason, WEH® Products may not be used outside the specifications in the relevant data sheets and product descriptions. If you are not sure whether the WEH® Product is suitable for your system and intended use, please contact us in advance. We also strongly recommend that you refrain from using third-party spare parts or a combination of WEH® Products with unsuitable third-party products. You alone are responsible for reviewing the suitability of third-party products. WEH® Products and WEH® Spare parts comply with our quality and safety standards.

Service life

WEH® Products are generally products which may be subject to wear and fatigue during operation and depending on your individual application/use. For details - in particular regarding the corresponding minimum inspection and maintenance intervals - please refer to the respective operating instructions for the WEH® Product.

Explanation on the Pressure Equipment Directive

These WEH® Products are generally classified as pressure accessories in accordance with Article 2 (5) of the Pressure Equipment Directive 2014/68/EU and are considered to be similar to piping. These WEH® Products may not be used as safety accessories. Furthermore, it is pointed out, that these WEH® Products are designed and placed on the market in accordance with the requirements of Article 4 (3) of the Pressure Equipment Directive 2014/68/EU. The assessment with regard to a different classification can, however, be made on request.

External change management

WEH reserves the right to update, optimise and adjust its products continuously. This may result in corresponding changes of the product. Customers will be informed proactively or unsolicited by WEH only in individual cases about product updates, product optimisations and/or product adaptations that have been carried out. You are free to contact WEH at any time to request information about any product updates, product optimisations and/or product adjustments.

© All rights reserved, WEH GmbH Verbindungstechnik.

Any unauthorized copying, distribution or other use of the copyrighted content is strictly forbidden without the written consent of WEH GmbH Verbindungstechnik.

Upon transmission of a newer version of this document, all previous versions are no longer valid. In principle, the latest version of the document is valid. This can be found at www.weh.com.

Our General Terms and Conditions and the Agreement on Protection of Know-How and Quality Assurance (www.weh.com) shall apply to deliveries and other services, unless expressly agreed otherwise.

We do not accept any General Terms and Conditions of the purchaser.

WEH® is a registered trademark of WEH GmbH Verbindungstechnik.

» Contact

More questions? – Great! Don't hesitate to contact our experts.

Manufacturer:

WEH GmbH Precision Connectors

Josef-Henle-Str. 1
89257 Illertissen / Germany

Phone: +49 7303 9609-0

E-Mail: sales@weh.com

Website: www.weh.com