

WEH[®] Connectors

for pressure-tight connections in seconds
to threads, tubes, beads, etc.



WEH® Quick Connectors

for pressure and function testing, filling and plugging

WEH® Connectors have become the global standard for general industrial applications. Whereas in the past all supply lines on test benches required time and effort to screw on, today the innovative WEH® Connectors enable pressure-tight connections in seconds.

Female or male threads, beads or straight tubes: WEH offers a solution for almost every application where a connection is needed. Suitable testing and/or filling connectors are available for each type of connection.


WEH® Connectors for female threads



WEH® Connectors for male threads



WEH® Universal Connectors for threads, tubes, beads, etc.











As a long standing partner to the international automotive, hydraulic and other manufacturing industries, our experts have developed advanced solutions to make production processes faster, cost effective and more efficient.

Connection solutions for hydraulic, pneumatic and fluid applications include testing of pressure vessels, fluid lines, hydraulic aggregates / hydraulic pumps / hydraulic blocks, pneumatic components, air engines, engine / engine blocks, cylinder blocks / cylinder heads, injector pumps, steering racks, cylinders and automotive components.

Overview of WEH[®] Connectors

Many connection and application possibilities

Type	max. allowable operating pressure bar	Male thread	Female thread	Straight tubes	Bores	Swages / Flares	Beads	Collars	Barbs
									
- TW17	350		✓						
- TW19	350		✓						
- TW05	5 - 12		✓						
- TW03	345		✓						
- TW18	350	✓				✓	✓	✓	✓
- TW04	50	✓							
- TW800	50	✓				✓	✓	✓	✓
- TW850	630	✓				✓	✓	✓	✓
- TW130	350	✓*	✓*			✓	✓	✓	✓*
- TW141	100			✓					
- TW221	3			✓	✓	✓	✓	✓	✓
- TW230	70			✓	✓			✓	✓
- TW241	70			✓					
- TW01	9		✓	✓	✓	✓	✓	✓	✓
- TW02	35	On request		✓		✓	✓	✓	✓

* The test piece profile must allow a firm grip!

Automated versions are also possible for many types of connector. Please contact us!



The original WEH® Jaw locking mechanism

For a perfect connection in seconds

A major part of the connectors have the unique WEH® Jaw locking mechanism developed by WEH. Hard wearing jaws clamp securely and safely onto a large variety of different connections, including female and male threads, straight tubes, tube ends and bores among others. You do not need to attach a matching counterpiece to the component being checked. The connectors fit directly onto the test piece.

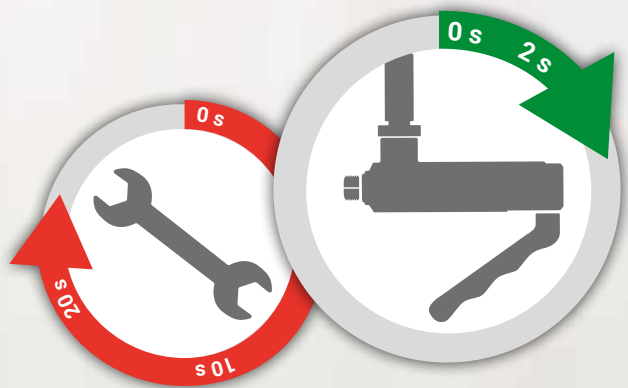
Laborious screwing and unscrewing of hoses is eliminated and the operators' joints are spared. The latest sealing technology provides a pressure-tight connection for your application. This means that additional Teflon strips or filler are not necessary.

The wear on the connecting piece is also minimised and deformations reduced through the low contact pressure compared with ball-type and screw-on connections.



Your advantages

- 1 Connection in seconds
WITHOUT hand-tightening
- 2 No time-consuming hand-tightening
- 3 Reduced connection time
- 4 Time and cost savings



- 5 Increased productivity
- 6 Spares the operators' joints
- 7 Easy and comfortable operation



Markets

in which WEH has raised the bar

The development of the unique WEH® Jaw locking mechanism started the success of WEH® Connectors. When WEH introduced their very first invention, nobody knew that this incredibly simple, yet highly effective technology would write an entirely new chapter for the leak testing of components and would mean a giant leap forward in efficiency.

The very first WEH® TW05 connector was developed in 1980 and was filed for patent in 1983 – but it was only the first in a long line of quick connectors. The innovative quick connectors for



pressure, function and leak testing, as well as for the filling and evacuation of gaseous media created a pressure and function-tight connection in seconds.

Driven by a passion for precision and optimal economic viability, WEH developed an extensive product portfolio over the years.

Today, WEH® Product solutions are used in all key industry sectors:

- 1 **General industrial applications**
- 2 **Automation technology**
- 3 **Automotive industry**
- 4 **Refrigeration and air conditioning industry**
- 5 **Gas industry**
- 6 **Breathing air**







WEH[®] Quick Connectors

for female and male threads

Connection in seconds with WEH[®] Connectors

It does not matter if you are dealing with female or male threads, WEH's test connectors ensure a pressure-tight connection in seconds, without the need for time-consuming tightening and loosening. Depending on the application, clamping jaws grip firmly into or onto the counterpiece, creating a secure connection.

To ensure that connector handling is as simple as possible and that connectors are suitable for a multitude of use cases, WEH[®] Connectors are available with the widest possible range of actuations, making them ideal for manual, pneumatic and fully automatic testing.

Connection solutions include testing of pressure vessels, fluid lines, hydraulic and pneumatic components, engines and many other automotive components.



Usability



Quality



Safety



Efficiency



Easy of
maintenance



ECO
friendliness


Actuations

- 1 **Manual actuation**
with sliding sleeve
- 2 **Pneumatic actuation** for external manual, semi
or fully automatic control systems
- 3 **Pneumatic actuation**
via valve button
- 4 **Manual actuation**
via hand lever
- 5 **Manual actuation**
via clamping lever



WEH® Quick Connectors

for female and male thread



WEH® TW17

Quick connector for pneumatic and hydraulic pressure and function testing of components with female thread, e.g. engines, cylinders, pressure vessels, hoses, fixtures, etc.

Operating Pressure:

Vacuum up to max. 350 bar

Actuations:

H = manual actuation via hand lever

V = pneumatic actuation via valve button

P = pneumatic actuation for external manual, semi or fully automatic control systems

Connects to:





WEH® TW18

Quick connector for pneumatic and hydraulic pressure and function testing of components with male thread, e.g. engines, cylinders, pressure vessels, hoses, fixtures, etc.

Operating Pressure:


Vacuum up to max. 350 bar

Actuations:

H = manual actuation via hand lever

V = pneumatic actuation via valve button

P = pneumatic actuation for external manual, semi or fully automatic control systems



Connects to:



WEH® Quick Connectors

for female and male thread



WEH® TW05

Quick connector for pneumatic pressure and function testing of components with female thread, e.g. cylinders, valves, fixtures, pivot drives etc.


Operating Pressure:

5 - 12 bar compressed air

Actuation:

Manual actuation via sliding sleeve

Connects to:



WEH® TW19

Quick connector for pneumatic and oil-hydraulic pressure and function testing of components with female thread, e.g. hydraulic aggregates.

Operating Pressure:

Vacuum up to max. 350 bar

Actuation:

Manual actuation via clamping lever

Connects to:





WEH® TW03

Quick connector for pressure and vacuum testing of components with female thread, e.g. fittings, fixtures, tubes, boilers, tanks, radiators, etc.


Operating Pressure:

Vacuum up to max. 345 bar

Actuation:

Hand-tightening

Connects to:



WEH® TW04

Quick connector for pressure and vacuum testing of components with male thread, e.g. fittings, fixtures, tubes, boilers, tanks, radiators, etc.

Operating Pressure:

Vacuum up to max. 50 bar

Actuation:

Hand-tightening

Connects to:





WEH[®] Universal Connectors

for threads, tubes, beads, swages / flares, collars etc.

Aside from quick connectors for standardised threaded connections, we provide a multitude of universal connectors that can be connected using every imaginable connection configuration, including, for example,

Hose connections using collars, beads or rims, straight tubes, bores, female or male grooves, flange connections, cartridge valves, and much more.

WEH's universal quick connectors are the ideal tool for vacuum and helium testing, and for leakage, pressure and functional testing in the manufacturing industry, the automotive sector and with refrigeration and air conditioning technology.



Usability



Quality



Safety



Efficiency



Easy of
maintenance



ECO
friendliness



- ▶ For tube \varnothing from 0.8 mm to 77.0 mm
- ▶ Wide range of tube tolerances up to ± 0.25 mm
- ▶ No seal adjustments required
- ▶ Large variety of connection possibilities



WEH® Universal Connectors

for threads, beads, tubes, etc.



WEH® TW141

Quick connector for pressure and function testing of components with straight tube connection (sealing on external tube diameter), as for example leak testing of heat exchangers, air conditioning components and tube assemblies.

Filling of closed cooling circuits with refrigerants.

Operating Pressure:

Vacuum up to max. 100 bar

Actuation:

Manual actuation via hand lever

Connects to:



WEH® TW221

Quick connector for pressure and vacuum testing of straight tubes and bores (sealing the internal tube diameter), as for example pressure vessels, valves, transducers, compressors, condensers, tubing systems etc.

Operating Pressure:

Max. 3 bar

Actuation:

Manual actuation via clamping lever

Connects to:





WEH® TW241

Quick connector for pressure and vacuum testing of components with straight tube connection (sealing on external tube diameter) as for example heat exchangers, pressure vessels, valves, transducers, compressors, condensers, evaporation coils, tubing systems, air conditioners, heating systems etc.


Operating Pressure:

Vacuum up to max. 70 bar

Actuation:

Manual actuation via clamping lever

Connects to:



WEH® TW230

Quick connector for pressure and vacuum testing of straight tubes and bores (sealing the internal tube diameter), as for example underwater, pressure decay and helium testing, heat exchangers, pressure vessels, valves, transducers, compressors, condensers, evaporation coils, component and tubing systems, air conditioners, heating systems etc.


Operating Pressure:

Vacuum up to max. 70 bar

Actuation:

Manual actuation via clamping lever

Connects to:



WEH® Universal Connectors

for threads, beads, tubes, etc.



WEH® TW800

Quick connector for pressure and function testing of components with bead, rim, collar, flange, stub or male thread, e.g. pressure vessels, compressors, heat exchangers, measuring devices, hoses, tubes, tanks, etc.

Operating Pressure:

Vacuum up to max. 50 bar

Actuation:

Manual actuation via sliding sleeve

Connects to:



WEH® TW850

Quick connector for pressure and function testing of components with bead, rim, collar, flange, stub or male thread, e.g. pressure vessels, compressors, heat exchangers, measuring devices, hoses, tubes, tanks, etc.

Operating Pressure:

Vacuum up to max. 630 bar

Actuation:

Manual actuation via sliding sleeve

Connects to:






WEH® TW800 | All-rounders

The TW800 test connector has proven itself as an all-round tool for the automotive industry. It is used, among other things, for the leak testing of fuel connectors, engines, compressors or for hot tests on the radiators of diesel engines and engine test stands.

But it has also proven itself as the ideal tool for refrigeration and air conditioning technology and in manufacturing.

WEH® Universal Connectors

for threads, beads, tubes, etc.



WEH® TW01

Quick connector for pressure and vacuum testing in straight tubes, in bores and on components with female thread. Leak testing: Pressure decay, underwater / helium tests.

Other applications: Filling, pressure and function tests, flushing, etc. Components: Vessels, plastic vessels, medical components, valves, pumps, filter, pressure vessels, tube connections, etc.

Operating Pressure:

Vacuum up to max. 9 bar

Pilot pressure:


Body size 01: 6 - 9 bar compressed air

Body size 1 - 8: 6 - 12 bar compressed air

Actuation:

Pneumatic actuation

Connects to:



WEH® TW02

Quick connector for pressure and vacuum testing of straight tubes, hoses and components with bead or collar. Special versions, e.g. twin connectors are available on request.

Operating Pressure:

Vacuum up to max. 35 bar

Pilot pressure:


6 - 12 bar compressed air

Actuation:

Pneumatic actuation

Connects to:





WEH® TW130

Quick connector for pressure and function testing of components with banjo tube connections and hose / tube connections with sleeve nuts, e.g. for heat exchangers, high pressure hoses etc.

Operating Pressure:

Max. 350 bar

Pilot pressure:



6 - 8 bar

Actuation:

Pneumatic actuation via valve button

Connects to:

Banjo tube connections,
hose / tube connections
with sleeve nuts etc.





Quality & Service at WEH

- Made in Germany -

Opt for safety:

The manufacturer service from WEH

You have chosen a WEH® Product and thereby choosing quality and safety. Your satisfaction is our focus - especially after purchasing our products. Our service team is your reliable and competent point of contact when it comes to the lifespan of our products.

That's what we call excellent service!

The quality of our products is the major benefit for our customers. Because WEH® Products are not simply replaced - they are sent for service.

Your benefits:

- ▶ Our experts reliably, quickly & safely inspect, repair, and maintain your devices.
- ▶ We meet national and international requirements.
- ▶ We only use original spare parts.
- ▶ We carry out outgoing goods inspections and prepare a test report.
- ▶ We guarantee maximum availability and performance of our products.
- ▶ With our service, you minimize security risks.
- ▶ Our experts recognize impending damages at an early stage.
- ▶ Our service personnel can rule out unnecessary repairs and subsequent damages.
- ▶ The costs for service and maintenance are transparent.

What we can do for you



ANALYSIS

During maintenance, we decide which individual parts can be reused.



REPLACEMENT

We replace parts to ensure quality and safety criteria.



GUARANTEE & WARRANTY

Anyone who does excellent work is happy to offer a guarantee. You can be assured that every product has been tested.



LABORATORY

We invest continuously. For very specific analyses, we collaborate with our partner laboratories.



CLEANING

Please wash first! This is done by a state-of-the-art cleaning machine.



Quality from experience

Market-proven technology for more than 50 years

Many will describe WEH as obsessed. Obsessed with the highest quality. In fact, this is one of the most important criteria that our products must fulfill. Quality is paramount alongside safety. We only use high-quality materials and have been relying on the „Made in Germany“ seal for decades.

Sustainable satisfaction, but above all the safety of our customers is paramount to us. From the product idea to the service performance, the demand for excellent quality is firmly anchored in our company's processes. For us, it goes without saying that every product undergoes maximum quality and safety checks.

Our customers can rely on our team to carefully inspect incoming and outgoing goods. Our quality experts have state-of-the-art measuring and testing methods at their disposal.

By the way, we apply the high standard of top quality not only to our ready-to-ship products, but also to goods we receive from suppliers. We place great value on reliable partners who also embody and implement our standards in their companies.

Only if the quality of the purchased materials is assured can you rely on the final product being safe and high-quality.

The result of our philosophy?

Product solutions that impress with top quality and optimum safety and offer our customers numerous benefits, such as:

- ▶ Low downtime
- ▶ Cost reduction and increased productivity
- ▶ Reliability and unique user-friendliness

CERTIFIED QUALITY MANAGEMENT

Our quality standards are certified according to recognized standards:

- ▶ ISO 9001:2015
- ▶ ISO 14001:2015
- ▶ Pressure Equipment Directive 2014/68/EU Annex III, Module H



Contact

More questions? - Great! Don't hesitate to contact our experts.

Manufacturer:

WEH GmbH Verbindungstechnik

Josef-Henle-Str. 1
89257 Illertissen / Germany

Phone: +49 7303 9609-0

E-Mail: sales@weh.com

Website: www.weh.com

© All rights reserved, WEH GmbH Verbindungstechnik. Any unauthorized use is strictly forbidden. Subject to alteration.
No liability will be assumed for any content. Herewith previous versions are no longer valid.

Illustrations and / or images are particularly provided for illustrative purposes only and may differ in some details from the actual product.
For binding information, please refer to your individual orders.

MD-10260-L01-R2.0.0-03