



# WEH<sup>®</sup> Gas Connectors

Quick & safe connections to cylinder valves




# WEH® Gas Connectors

Quick & safe connections to cylinder valves

WEH has been developing future-oriented quick connectors for the gas industry since 1983. Safety and leak tightness requirements are high when filling gases at high pressure. WEH has developed solutions that meet these requirements.

WEH's product range includes quick connectors for filling, evacuating and testing gas cylinders with a variety of connection configurations. Female or male thread, pin index, with or without residual pressure valve - we have the right WEH® Connector for almost all cylinder valves. More than 70,000 WEH® Connectors are in use worldwide, ensuring optimal performance for filling, evacuating and testing gas cylinders.




## The original WEH® Jaw locking mechanism

For a perfect fit in seconds

A major part of the connectors have the unique WEH® Jaw locking mechanism developed by WEH. Hard wearing jaws clamp securely and safely into / onto the cylinder valve. Jaw designs cater for a variety of different connections, including female and male thread connections acc. to DIN, CGA, BS, NF, etc.




Laborious screwing and unscrewing of hoses is eliminated and the operators' joints are spared. The latest sealing technology provides a pressure-tight connection for your application.



# Overview of WEH® Gas Connectors




Connection possibilities

## WEH® Filling Connectors

Type	Max. allowable operating pressure PS	Norms / Standards				Connection to			Version RPV / Non-RPV
		DIN	CGA	BS	NF	Female thread 	Male thread 	Pin-Index 	
TW54	250 bar 375 bar	✓	✓	✓	✓	✓			✓
TW101	250 bar	✓	✓	✓	✓	✓			✓*
TW57	250 bar 375 bar	✓	✓	✓	✓		✓		✓
TW102	250 bar	✓	✓	✓	✓		✓		✓*
TW152	250 bar	✓	✓	✓	✓		✓		✓
TW42	250 bar		✓					✓	✓
TW49	250 bar		✓					✓	
TW52	250 bar 150 bar	✓	✓	✓	✓		✓		✓
TW53	30 bar	✓							
TW59	30 bar	✓					✓		
TW67	250 bar 375 bar	✓	✓	✓	✓		✓		✓

\* Non-residual pressure valve versions on request

## WEH® Testing Connectors

Type	Max. allowable operating pressure (PS)	Norms / Standards				Connection to		
		DIN	CGA	BS	NF	Female thread 	Male thread 	Pin-Index 
TW17	350 bar	✓					✓	
TW117	450 bar	✓					✓	

For an explanation of the abbreviations, see the technical appendix in the catalogue or at [www.weh.com](http://www.weh.com).



# WEH® Filling Connectors

for gas cylinder valves with female or male thread

**Instant connection to your gas cylinder valve - Just PUSH to connect**

No more tedious screwing by hand, no more additional sealants or Teflon tape. Simply attach the WEH® Connector to the cylinder valve of the gas cylinder. The pressure-tight connection is established in a matter of seconds by moving the operating loop.

WEH® Quick Connectors meet the high safety and leak tightness requirements of the gas industry and are ideal for various gaseous media and a variety of gas cylinder valves in accordance with DIN, CGA, NF, BS, etc.



Usability



Quality



Safety



Efficiency



Easy of  
maintenance



ECO  
friendliness


# Features & Benefits

- 1 Integrated safety peg**  
→ prevents disconnection under pressure
- 2 Red marking**  
→ shows proper connection  
(only TW54/TW101)
- 3 Swivel joint WEH® TD1**  
→ for axial aligning of the connector



# WEH® Filling Connectors

for gas cylinder valves with female thread



WEH® TW54 for residual pressure valves (RPV)



WEH® TW54 for non-residual pressure valves

## WEH® TW54

Quick Connector for filling of gas cylinders with female thread (with or without a residual pressure valve).

An integrated safety peg, venting bores and a red marking ensure optimum safety for the operator.

**Max. allowable operating pressure PS:**

250 bar | 375 bar

**Media:**

Oxygen, nitrogen, CO<sub>2</sub>, air, inert gases, medical gases

**Actuation:**

Manual actuation via operating loop

**Connects to:**



acc. to DIN, CGA, BS, NF etc.

## WEH® TW101

Quick Connector for filling and evacuating of gas cylinders with female thread and pressure regulator.

The TW101 has the same tried and tested features as WEH® Connector TW54.

**Max. allowable operating pressure PS:**

250 bar

**Media:**

Medical oxygen


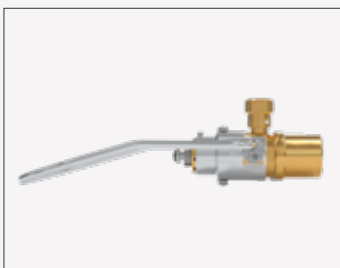

**Actuation:**

Manual actuation via operating loop

**Connects to:**




acc. to DIN, CGA, BS, NF etc.





# WEH® Filling Connectors

for gas cylinder valves with male thread



WEH® TW57 for residual pressure valves (RPV)



WEH® TW57 for non-residual pressure valves

## WEH® TW57

Quick Connector for filling of gas cylinders with male thread (with or without a residual pressure valve).

An integrated safety peg and venting bores ensure optimum safety for the operator.

**Max. allowable operating pressure PS:**

250 bar | 375 bar

**Media:**

Oxygen, nitrogen, CO<sub>2</sub>, air, inert gases, medical gases

**Actuation:**

Manual actuation via operating loop

**Connects to:**



acc. to DIN, CGA, BS, NF etc.

## WEH® TW102

Quick Connector for filling and evacuating of gas cylinders with male thread and pressure regulator.

The TW102 has the same tried and tested features as WEH® Connector TW57.

**Max. allowable operating pressure PS:**

PS = 250 bar

**Media:**

Medical oxygen




**Actuation:**

Manual actuation via operating loop

**Connects to:**



acc. to DIN, CGA, BS, NF etc.







**Filling rigs for mobile applications**

WEH® Gas Connectors are used in filling rigs that considerably reduce space requirements and can fill up to 10 gas cylinders simultaneously.



## Wide range of actuators

for various requirements

### Extensive range of actuations

To adapt specific customer requirements, numerous accessories complete the product range of the WEH® Filling connectors. A large variety of actuations (operating loops, wire ropes, levers etc.) for different cylinder sizes are available and enable cylinder filling with and without safety caps.



- 1 Rigid operating loops
- 2 Great loops for cylinders with cap
- 3 Operating lever
- 4 Operating loop with flexible wire rope and locking device



# WEH® Filling Connectors

for medical oxygen applications with male thread

## Enhanced safety for oxygen applications - WEH® TW152 Connector with venting bores

Filling medical oxygen places particularly high demands on safety, leak tightness and cleanliness of components. The WEH® TW152 meets these requirements and combines easy, efficient and safe filling of oxygen cylinders with ease of operation.

For maximum safety the quick connector is equipped with an integrated locking mechanism preventing disconnection under pressure and additional venting bores in the sliding sleeve for lateral gas venting in case of accidental gas leakage reducing the risk of spontaneous ignition.

Thanks to its compact design the TW152 is ideally suited for filling of oxygen cylinders with pressure regulator and protection cap.



Usability



Quality



Safety



Efficiency



Easy of  
maintenance



ECO  
friendliness

WEH® TW152  
with 90° media inlet



WEH® TW152  
with inline media inlet



WEH® TW152 for  
residual pressure valves (RPV)

WEH® TW152 for  
non-residual pressure valves

## WEH® TW152

Quick Connector for filling of oxygen cylinders with male thread (with or without a residual pressure valve) and pressure regulator.

**Max. allowable operating pressure PS:**  
250 bar

**Media:**  
Medical oxygen

**Actuation:**  
Manual actuation via sliding sleeve

**Connects to:**



acc. to DIN, CGA, BS, NF etc.

## Features & Benefits

- 1 Integrated locking mechanism**  
→ prevents disconnection under pressure
- 2 Venting bores**  
→ for lateral venting of oxygen reduce the risk of spontaneous ignition
- 3 Swivel joint WEH® TD1**  
→ for axial aligning of the connector
- 4 Oxygen cleaned**  
→ ready for use with medical oxygen





# WEH® Filling Connectors

for medical oxygen applications with Pin-Index connections

## WEH® Connectors for Pin Index Systems

The WEH® Connectors TW42 and TW49 for Pin-Index systems are designed to meet the CGA 870 standard and have been developed especially for fast filling of medical oxygen. The brass and stainless steel construction of the yoke types offer maximum safety and durability.

Connectors are supplied oxygen-cleaned and free of oil and grease (adiabatic ignition test available). Pin index connectors can save considerable time and increase productivity when filling.



Usability



Quality



Safety



Efficiency



Easy of  
maintenance



ECO  
friendliness



WEH® TW42 for residual pressure valves (RPV)



WEH® TW42 for non-residual pressure valves

## WEH® TW42

Quick connector for filling of gas cylinders with Pin-Index system (with or without a residual pressure valve).

**Max. allowable operating pressure PS:**  
250 bar

**Media:**  
Medical oxygen

**Actuation:**  
Manual actuation via clamping lever

**Connects to:**



acc. to CGA 870 (others on request)



WEH® TW49 for non-residual pressure valves



## WEH® TW49

Quick Connector for filling of gas cylinders with Pin-Index system without hand wheel and gauge.

**Max. allowable operating pressure PS:**  
250 bar

**Media:**  
Medical oxygen

**Actuation:**  
Manual actuation via clamping lever

**Connects to:**



acc. to CGA 870 (others on request)

# More WEH® Filling Connectors

for gaseous media



## WEH® TW52

Quick connector for filling of gas cylinders with male thread (with or without a residual pressure valve) with CO<sub>2</sub> or refrigerants.

The WEH® TVCO<sub>2</sub> linear valve is optionally available for the WEH® TW52.

**Max. allowable operating pressure PS:**

250 bar

150 bar with TVCO<sub>2</sub> linear valve

**Media:**

CO<sub>2</sub>, refrigerants

**Actuation:**

Manual actuation via grip sleeve

**Connects to:**



acc. to DIN, CGA, BS, NF etc.

## WEH® TW53

Quick Connector for filling of gas cylinders with acetylene and acetone .

**Max. allowable operating pressure PS:**

30 bar

**Media:**

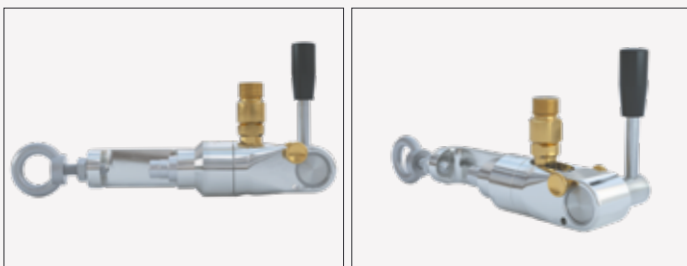
Acetylene, Acetone

**Actuation:**


Manual actuation via actuation lever

**Connects to:**

DIN 477 part 1 no. 3







## WEH® TW59

Quick Connector for filling of gas cylinders with propane and butane.

**Max. allowable operating pressure PS:**  
30 bar

**Media:**  
Propane, butane

**Actuation:**  
Manual actuation via sliding sleeve  
(pneumatically supported)

**Connects to:**  
DIN 477 part 1 no. 2

## WEH® TW67

Manual Connector for filling of gas cylinders with male thread and with or without a residual pressure valve (pallet and bundle filling).

**Max. allowable operating pressure PS:**  
250 bar | 375 bar

**Media:**  
Inert/flammable gases, oxygen, argon, nitrogen

**Actuation:**  
Manual actuation via grip sleeve

**Connects to:**



acc. to DIN, CGA, BS, NF etc.



WEH® TW67 for residual pressure valves (RPV)

WEH® TW67 for non-residual pressure valves

# WEH® Test Connectors

for leak testing of gas cylinders with water



Pneumatic actuation  
via valve head



Manual actuation  
via clamping lever

## WEH® TW17

Quick Connector for pressure testing of gas cylinders with water.

**Max. allowable operating pressure PS:**  
350 bar

**Media:**  
Water

**Actuation:**  
Pneumatic actuation via valve head or manual  
actuation via clamping lever

**Connects to:**



acc. to DIN, CGA, BS, NF etc.



## WEH® TW117

Three functions with one connection: filling, testing and discharging of gas cylinders with water (discharging can also be carried out with compressed air).

**Max. allowable operating pressure PS:**  
450 bar

**Media:**  
Water, compressed air (when discharging)

**Actuation:**  
Pneumatic actuation via valve head

**Connects to:**



acc. to DIN, CGA, BS, NF etc.



The WEH® Test connectors save time and money on pressure testing of gas cylinders by eliminating tedious manual threading and also spare the employees muscles and joints.



# WEH® Quick Release Coupling

for quick change to other cylinder standards

## Improve gas filling efficiency - Connector changeover in seconds!

The filling hose used to have to be unscrewed from the connector and screwed to another connector each time a gas cylinder was filled using a different cylinder valve. With the WEH quick-release coupling, this is a thing of the past. The TK350 quick-release coupling can be connected directly to any WEH® Connector. The corresponding TN350 nipple is screwed onto the filling hose.

The quick-release coupling allows the connector to be changed quickly during repairs or for changing to other cylinder valve standards. No additional swivel joint is required as the quick-release coupling can also be used for this purpose.



Usability



Quality



Safety



Efficiency



Easy of  
maintenance



ECO  
friendliness



## WEH® TK350

Quick release system for a quick and easy changeover of WEH® Connectors, whether for repair, to another type or a change from residual pressure to non-residual pressure cylinder valves.

**Max. allowable operating pressure PS:**  
375 bar

**Media:**  
Inert/flammable gases, oxygen

**Actuation:**  
Manual actuation via sliding sleeve

**Connects to:**  
WEH® Connectors TW54/57, TW101/102, TW67




## WEH® TN350

Quick-release nipple TN350 for connection to the filling hose. The quick-release nipple TN350 remains on the filling hose and is simply connected to the corresponding WEH® Connector, which is also equipped with a TK350 quick-release coupling.

**Max. allowable operating pressure PS:**  
375 bar

**Media:**  
Inert/flammable gases, oxygen

**Connects to:**  
Filling hoses





# Quality & Service at WEH

- Made in Germany -

## Opt for safety:

### The manufacturer service from WEH

You have chosen a WEH® Product and thereby choosing quality and safety. Your satisfaction is our focus - especially after purchasing our products. Our service team is your reliable and competent point of contact when it comes to the lifespan of our products.

## That's what we call excellent service!

The quality of our products is the major benefit for our customers. Because WEH® Products are not simply replaced - they are sent for service.

## Your benefits:

- ▶ Our experts reliably, quickly & safely inspect, repair, and maintain your devices.
- ▶ We meet national and international requirements.
- ▶ We only use original spare parts.
- ▶ We carry out outgoing goods inspections and prepare a test report.
- ▶ We guarantee maximum availability and performance of our products.
- ▶ With our service, you minimize security risks.
- ▶ Our experts recognize impending damages at an early stage.
- ▶ Our service personnel can rule out unnecessary repairs and subsequent damages.
- ▶ The costs for service and maintenance are transparent.

## What we can do for you



### ANALYSIS

During maintenance, we decide which individual parts can be reused.



### REPLACEMENT

We replace parts to ensure quality and safety criteria.



### GUARANTEE & WARRANTY

Anyone who does excellent work is happy to offer a guarantee. You can be assured that every product has been tested.



### LABORATORY

We invest continuously. For very specific analyses, we collaborate with our partner laboratories.



### CLEANING

Please wash first! This is done by a state-of-the-art cleaning machine.



## Quality from experience

### Market-proven technology for more than 50 years

Many will describe WEH as obsessed. Obsessed with the highest quality. In fact, this is one of the most important criteria that our products must fulfill. Quality is paramount alongside safety. We only use high-quality materials and have been relying on the „Made in Germany“ seal for decades.

Sustainable satisfaction, but above all the safety of our customers is paramount to us. From the product idea to the service performance, the demand for excellent quality is firmly anchored in our company's processes. For us, it goes without saying that every product undergoes maximum quality and safety checks.

Our customers can rely on our team to carefully inspect incoming and outgoing goods. Our quality experts have state-of-the-art measuring and testing methods at their disposal.

By the way, we apply the high standard of top quality not only to our ready-to-ship products, but also to goods we receive from suppliers. We place great value on reliable partners who also embody and implement our standards in their companies.

Only if the quality of the purchased materials is assured can you rely on the final product being safe and high-quality.

### The result of our philosophy?

Product solutions that impress with top quality and optimum safety and offer our customers numerous benefits, such as:

- ▶ Low downtime
- ▶ Cost reduction and increased productivity
- ▶ Reliability and unique user-friendliness

### CERTIFIED QUALITY MANAGEMENT

Our quality standards are certified according to recognized standards:

- ▶ ISO 9001:2015
- ▶ ISO 14001:2015
- ▶ Pressure Equipment Directive 2014/68/EU Annex III, Module H



## Contact

More questions? - Great! Don't hesitate to contact our experts.

*Manufacturer:*

**WEH GmbH Verbindungstechnik**

Josef-Henle-Str. 1  
89257 Illertissen / Germany

**Phone:** +49 (0) 7303 9609-0

**E-Mail:** [sales@weh.com](mailto:sales@weh.com)

**Website:** [www.weh.com](http://www.weh.com)

© All rights reserved, WEH GmbH Verbindungstechnik. Any unauthorized use is strictly forbidden. Subject to alteration.  
No liability will be assumed for any content. Herewith previous versions are no longer valid.

Illustrations and / or images are particularly provided for illustrative purposes only and may differ in some details from the actual product.  
For binding information, please refer to your individual orders.

MD-10261-L01-R3.0.0-03